


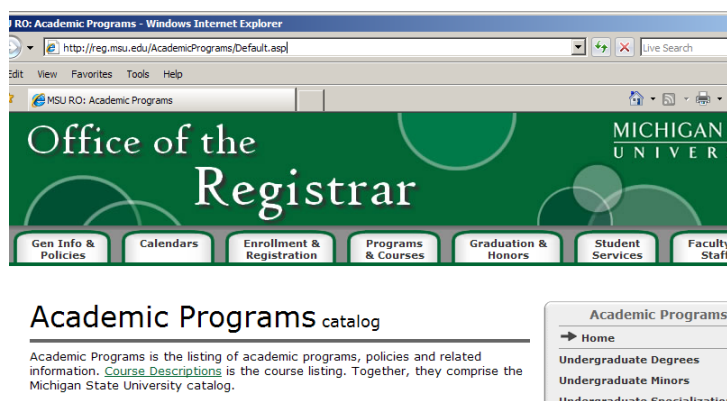
The A, B, Cs of Taking Classes to Transfer to MSU

A. Use MSU's Registrar's Office Webpage

1. On MSU's Registrar's Office webpage <http://reg.msu.edu/>, click "Academic Programs" in the Quick Links on the left.



2. At "Academic Programs" <http://reg.msu.edu/AcademicPrograms/Default.asp>, click "Undergraduate Degrees" on the right.



3. At "Academic Programs—Undergraduate Degrees" <http://reg.msu.edu/AcademicPrograms/Programs.asp?PType=UN>, scroll down and click on your intended major from the list on the left.



4. Print your intended degree. It will be about three pages long. (Remember also that MSU's Degree Navigator <https://degnav.msu.edu/>, also linked from the Registrar's Office, may have more up-to-date info, though the printout will be longer.)

In the second boxed-in section, Requirements 1 through 10 are general education requirements, and Requirements 11 onward are requirements for that particular major.

Remember that either WRIT122 or ENGL122 is required for acceptance to MSU, as is MATH112 or higher, so make sure to take these. In addition to taking other general education courses (which would count for nearly any major), also consider taking some classes from your proposed major (Requirement 11 onward).

No matter what, *protect your GPA!* If you have to repeat a class, then unlike LCC, MSU will include the repeat grade(s) *and* the original grade in calculating your GPA.

5. If you are interested in a highly competitive major like business, education, engineering, etc., use http://admissions.msu.edu/admission/transfer_limitedEnrollment.asp to check minimum entrance requirements. These majors require more coursework up front than others, along with higher GPAs.

Remember that the GPAs listed are merely the absolute minimum for MSU juniors to be considered. To be truly competitive for admission, *transfer students will need higher GPAs.*


6. If still undecided on a major, follow MSU's general education requirements, called Integrative Studies, which is explained here http://admissions.msu.edu/admission/transfer_integrativeStudies.asp and which has LCC equivalents listed here <http://admissions.msu.edu/transferguide/default.asp>.

Whichever guide you follow, notice that it lists the *MSU* courses required. To see what LCC courses can count, you will need to use the next website...

B. Check Transferability of LCC Courses to MSU

7. When reading through a printout from MSU's Registrar's Office or a Degree Navigator report, use <http://www.transfer.msu.edu/> to see what LCC classes may satisfy the MSU requirements.

Use the link labeled "Search...by an MSU course name and code."



C. Check Major Department Webpage and Admissions Webpage at MSU

8. Use http://msu.edu/common/academic/units_details.html to look up the webpage for the department of your chosen major. This webpage will have news, curricular guides, contact info for questions or for making an appointment, etc. (Just remember that department webpages may or may not be 100% updated.)

9. Also remember to study the transfer section of MSU's admissions webpage *thoroughly*: <http://admissions.msu.edu/admission/transfer.asp>.